



Wildcat Parent Time Minutes

Thursday, January 25, 2024

8:00 AM - 10:00 AM



Meetings are held in the EBCA cafeteria.

Parent Advisory Committee (PAC) and English Learner Advisory Committee (ELAC) Collaborative Meetings

I. **Welcome** – Called to Order at **8:00 AM**

- a. 12 in Attendance
 - i. 6 Parents (1 EL Parent)
 - ii. 4 School Staff
 - iii. 2 Administrators

- b. Presenter Introductions
 - i. Ms. Sanchez, School Counselor
 - ii. Mr. Garcia, School Principal/Executive Director
 - iii. Mr. Sprattling, Curriculum Instruction Coordinator
 - iv. Mrs. Woodward, School Psychologist
 - v. Mrs. Gonzalez, Speech Pathologist

II. **Open Discussion** – Public Comments

- a. Mr. Garcia thanked parents for attending
- b. Discussed updated safety protocols around campus

Items Scheduled for Discussion

III. **School News/Updates**

- a. Federal Program Monitoring (FPM) Updates
 - i. FPM reviewers will attend our scheduled meeting on Wednesday, February 14, 2024, from 1:30 - 2:30 PM. Asked parents to attend this important meeting.
- b. Reminded parents of upcoming HOPES Awards
- c. Discussed 100th Day of School
- d. Shared Success Together's Spring 2024 calendar of evening parent/family classes

IV. **CA Dashboard: State Test Dashboard Results**

- a. EL Progress Data, Chronic Absenteeism, Suspensions, Math and ELA results were shared with the committee
 - i. Parents shared their thoughts regarding how EBCA compared to other schools in the area
 - ii. Results were presented in a way that members could see how our school compared with the Fresno Unified District elementary schools
 - iii. Parents were engaged with the test scores and commented on how well our school was doing academically and asked questions on how we could improve our attendance rates.

- Discussed how our school has been issuing detention to students who have been repeatedly arriving to school late

V. **Presentation on Topic:** Positive Discipline Training (Part 1)

- a. Parents enjoyed the first part of the positive discipline training
- b. Parents practiced new skills and strategies to deescalate behaviors
- c. Resources provided from Dr. Jane Nelsen's Positive Discipline Workbook
 - i. "Stop Telling" and "Connection Through Hugs" activities

Adjournment – Adjourned at **10:00 AM**

VI. **Questions**

- a. Feedback survey
- b. No further questions asked

Next "Wildcat Parent Time" Meeting: Wednesday, February 14, 2024

01/25/2024

Wildcat Parent Time Junta de Padres




Presented by / Presentado por:
Ms. Sanchez, Mr. Garcia, Mr. Sprattling,
Mrs. Woodward, and Mrs. Gonzalez



OPEN DISCUSSION

Discusión Abierta




AGENDA

Welcome

- Open Discussion/Principal Chat
- Important school news/updates
 - School Safety Updates
 - FPM Updates
 - Upcoming Events
 - SuccessTogether Workshops
 - State Test Dashboard Results
- Presentation on Topic:
Positive Discipline Training (Part 1)
- Questions - Thank you for coming!
Feedback Survey

- Bienvenido
- Discusión abierta/Chat principal
- Noticias/actualizaciones importantes de la escuela
 - Actualizaciones de seguridad escolar
 - Actualizaciones de FPM
 - Talleres de “Success Together”
 - Resultados del panel de pruebas estatales
- Presentación sobre el tema:
Entrenamiento de Disciplina Positiva (Parte 1)
- Preguntas - ¡Gracias por venir!
 - Encuesta de retroalimentación

Thank you for being here!
¡Gracias por estar aquí!





School News/Updates

Noticias Escolares



School Safety Updates

Actualizaciones de seguridad
escolar



Federal Program Monitoring (FPM) Monitoreo del programa federal

- ❖ FPM reviewers will attend our “Wildcat Parent Time” meeting on Wednesday, February 14, 2024 from 1:30 - 2:30 PM.

- ❖ Los revisores de FPM asistirán a nuestra junta de padres el miércoles 14 de febrero de 2024 de 1:30 a 2:30 p.m



We would greatly appreciate your participation!
¡Agradeceríamos mucho su participación!



Upcoming Events / Próximos Eventos

HOPES Awards

Tuesday, January 30th in the cafeteria!

Schedule:

TK - 2nd: 8:15 AM - 9:15 AM

3rd & 4th: 9:20 AM - 10:00 AM

5th & 6th: 10:05 AM - 10:50 AM

Teachers sent home invitations for those receiving awards.

Evento de Premios Estudiantiles

¡Martes 30 de enero en la cafetería!



Programa:

TK - 2do: 8:15 a. m. - 9:15 a.m.

3ro y 4to: 9:20 a.m. - 10:00 a.m.


5to y 6to: 10:05 a.m. - 10:50 a.m.


Los maestros enviaron invitaciones a casa para quienes recibirán premios.



100th Day of School El Centésimo Día de Escuela!

Thursday, February 1st | Jueves 1 de febrero





Fresno County Superintendent of Schools Invites You To:

FREE PARENT & FAMILY CLASSES

In Partnership with Success Together



Learn new ways to support your children's educational & emotional needs

FREE childcare for all parent classes

Dinner, class supplies, & translation included with registration

Space is limited to 30 families per class

Success Together's award-winning team looks forward to welcoming you to engaging and empowering Parent & Family Classes!



Spring Classes 2024

Tuesday Parent Classes

- 1/30 5:30pm BIG Feelings: How to Help Kids Cope with Their TOUGHEST Feelings
- 2/6 5:30pm Social Media & Texting: Real Guidance for Families with Tweens & Teens
- 3/5 5:30pm Mental Health & Today's Youth: Know The Signs of Distress & Where to Go for Help
- 5/7 5:30pm Navigating the Haze: Parent's Edition - Understanding and Addressing Teen Vaping

Thursday Family Classes

- 1/25 5:30pm Family Science Lab: Experiments with Color
- 2/22 5:30pm Family Reading Adventures: Under the Sea with Narwhal & Jelly
- 3/21 5:30pm Family Science Lab: Discovering the Secrets of Plants!
- 4/18 5:30pm Family Science Lab: All About Chemical Reactions (AKA Make a Volcano!)
- 5/16 5:30pm Family Reading Adventures: Enemy Pie

Fresno County Superintendent of Schools lo Invita a:

¡CLASES GRATUITAS PARA PADRES Y FAMILIAS!

En Asociación con Success Together



Aprenda nuevas formas de apoyar las necesidades educativas y emocionales de sus hijos

Cuidado de niños GRATIS para todas las clases para padres

Cena, materiales de clase y traducción incluidos con la inscripción

El espacio está limitado a 30 familias por clase

¡El galardonado equipo de Success Together espera darle la bienvenida a clases interesantes y empoderadoras para padres y familias!



Calendario de primavera 2024

Los martes de padres

- 1/30 5:30pm Sentimientos GRANDES: Como ayudar a los niños a afrontar sus sentimientos MÁS DIFÍCILES
- 2/6 5:30pm Redes sociales y mensajes de texto: Orientación real para familias con preadolescentes y adolescentes
- 3/5 5:30pm La salud mental y los jóvenes de hoy: conozca las señales de angustia y adónde acudir en busca de ayuda
- 5/7 5:30pm Navegando el Humo: Edición para padres- comprender y abordar el vapeo en adolescentes

Los jueves de familias

- 1/25 5:30pm Laboratorio de ciencias familiar: Experimentos con color
- 2/22 5:30pm Aventuras de lectura familiar: Bajo el Mar con Narval y Medusa
- 3/21 5:30pm Laboratorio de ciencias familiar: ¡Descubriendo los secretos de las plantas!
- 4/18 5:30pm Laboratorio de ciencias familiar: ¡Todo sobre las reacciones químicas! (¡Hacer un volcán!)
- 5/16 5:30pm Aventuras de lectura familiar: Enemy Pie (Pastel para Enemigos)

How to Sign Up

Register Online
tinyurl.com/
STLearn



Or By Texting
"SUCCESS" to
833-224-8208



Success Together

Para registrarse


Regístrate en línea
tinyurl.com/
STLearn



Envíe un mensaje de texto
"SUCCESS" a
833-224-8208



Success Together




State Test Dashboard Results


Resultados del panel de pruebas estatales



Positive Discipline Training (Part 1)




Entrenamiento en Disciplina Positiva (Parte 1)




Presented by Facilitated by Mrs. Woodward (School Psychologist) and
Mrs. Gonzalez (Speech & Language Pathologist)


Presentado por Sra. Woodward (Psicóloga escolar) y
la Sra. González (Patóloga del habla y lenguaje)



Thank you for coming!
¡Gracias por su asistencia!



Questions? ¿Preguntas?




NEXT MEETING:
FPM Parent Meeting -
Wed., 02/14/2024 from 1:30 - 2:30 PM



SCHOOL PERFORMANCE OVERVIEW






Edison-Bethune Charter Academy

Generate PDF Report 

View Additional Reports 

2023 

Explore the performance of Edison-Bethune Charter Academy under California's Accountability System.

<p>Chronic Absenteeism</p>  <p>Yellow</p>	<p>Suspension Rate</p>  <p>Yellow</p>	<p>English Learner Progress</p>  <p>Green</p>	<p>English Language Arts</p>  <p>Orange</p>
<p>Mathematics</p>  <p>Yellow</p>	<p>Basics: Teachers, Instructional Materials, Facilities</p> <p>STANDARD MET</p>	<p>Implementation of Academic Standards</p> <p>STANDARD MET</p>	<p>Parent and Family Engagement</p> <p>STANDARD MET</p>
<p>Local Climate Survey</p> <p>STANDARD MET</p>	<p>Access to a Broad Course of Study</p> <p>STANDARD MET</p>		

Suspension Rate (Elementary School) Indicator - Student Group Five-by-Five Placement

[View District Placement](#)

Reporting Year: Select a Report:

[View Detailed Data](#)

LEVEL	INCREASED SIGNIFICANTLY <i>from Prior Year (by 2.1 p.pts or more)</i>	INCREASED <i>from Prior Year (by 0.3 p.pts to 2.0 p.pts)</i>	MAINTAINED <i>from Prior Year (declined or increased by 0.2 p.pts or fewer)</i>	DECLINED <i>from Prior Year (by 0.3 p.pts to 0.9 p.pts)</i>	DECLINED SIGNIFICANTLY <i>from Prior Year (by 1.0 p.pts or more)</i>
VERY LOW <i>0.5% or less in Current Year</i>	Gray (N/A)	Green (None)	Blue (None)	Blue (None)	Blue (None)
LOW <i>0.6% to 1.0% in Current Year</i>	Gray (N/A)	Yellow (None)	Green (None)	Green (None)	Blue (None)
MEDIUM <i>1.1% to 3.0% in Current Year</i>	Orange (None)	Orange (None)	Yellow (None)	Green <ul style="list-style-type: none"> Students with Disabilities 	Green (None)
HIGH <i>3.1% to 6.0% in Current Year</i>	Red (None)	Orange (None)	Orange <ul style="list-style-type: none"> English Learners 	Yellow (None)	Yellow <ul style="list-style-type: none"> All Students (School Placement) Socioeconomically Disadvantaged Hispanic
VERY HIGH <i>6.1% or greater in Current Year</i>	Red (None)	Red (None)	Red (None)	Orange <ul style="list-style-type: none"> African American 	Yellow (None)

2023 Suspension - % Suspended At Least One Day - Fresno Unified - Charter Comparison

	School	District	Current Year	Prior Year	Change	changelevel	color	Charter
1	Wishon Elementary	Fresno Unified	0.5	0.2	0.3	Increased	4	
2	Starr Elementary	Fresno Unified	1.1	2.4	-1.3	Declined Significantly	4	
3	Sunset Elementary	Fresno Unified	1.2	0.7	0.5	Increased	2	
4	Morris E. Dailey Charter Elementary	Fresno Unified	1.5	1.1	0.3	Increased	2	Y
5	Manchester Gate	Fresno Unified	1.6	1.9	-0.3	Declined	4	
6	Mario G. Olmos Elementary	Fresno Unified	1.8	3.2	-1.3	Declined Significantly	4	
7	Edith B. Storey Elementary	Fresno Unified	1.9	1.8	0.1	Maintained	3	
8	Ewing Elementary	Fresno Unified	1.9	1.6	0.3	Increased	2	
9	Lawless Elementary	Fresno Unified	2.0	0.7	1.2	Increased	2	
10	Ezekiel Balderas Elementary	Fresno Unified	2.1	3.6	-1.5	Declined Significantly	4	
11	Gibson Elementary	Fresno Unified	2.1	0.2	1.9	Increased	2	
12	H. Roger Tatarian Elementary	Fresno Unified	2.2	2.8	-0.6	Declined	4	
13	Lowell Elementary	Fresno Unified	2.2	0.5	1.7	Increased	2	
14	Ann B. Leavenworth	Fresno Unified	2.3	2.2	0.1	Maintained	3	
15	McCardle Elementary	Fresno Unified	2.3	3.4	-1.1	Declined Significantly	4	
16	Thomas Elementary	Fresno Unified	2.3	2.0	0.2	Maintained	3	
17	Kirk Elementary	Fresno Unified	2.6	0.7	1.8	Increased	2	
18	Eaton Elementary	Fresno Unified	2.9	3.6	-0.6	Declined	4	
19	Jackson Elementary	Fresno Unified	2.9	3.3	-0.4	Declined	4	
20	Viking Elementary	Fresno Unified	2.9	3.1	-0.2	Maintained	3	
21	Rowell Elementary	Fresno Unified	3.0	2.9	0.1	Maintained	3	
22	Mayfair Elementary	Fresno Unified	3.1	1.3	1.7	Increased	2	
23	Susan B. Anthony Elementary	Fresno Unified	3.1	2.9	0.3	Increased	2	
24	Aynesworth Elementary	Fresno Unified	3.2	2.7	0.5	Increased	2	
25	Homan Elementary	Fresno Unified	3.2	2.4	0.8	Increased	2	
26	Akira Yokomi Elementary	Fresno Unified	3.3	2.2	1.1	Increased	2	
27	Robinson Elementary	Fresno Unified	3.3	3.3	0.0	Maintained	2	
28	Lane Elementary	Fresno Unified	3.6	1.8	1.8	Increased	2	
29	Winchell Elementary	Fresno Unified	3.7	5.4	-1.6	Declined Significantly	3	
30	Roeding Elementary	Fresno Unified	3.8	2.1	1.6	Increased	2	
31	Aspen Meadow Public	Fresno Unified	3.9	4.5	-0.6	Declined	3	

32	Golden Charter Academy	Fresno Unified	3.9	1.6	2.2	Increased Significantly	1	Y
33	Bullard Talent	Fresno Unified	4.0	5.0	-1.0	Declined Significantly	3	
34	Burroughs Elementary	Fresno Unified	4.0	4.8	-0.7	Declined	3	
35	Fremont Elementary	Fresno Unified	4.2	0.8	3.4	Increased Significantly	1	
36	King Elementary	Fresno Unified	4.2	5.8	-1.7	Declined Significantly	3	
37	Powers-Ginsburg Elementary	Fresno Unified	4.2	3.3	0.9	Increased	2	
38	Juan Felipe Herrera Elementary	Fresno Unified	4.3			0	0	
39	Vang Pao Elementary	Fresno Unified	4.3	2.6	1.7	Increased	2	
40	Birney Elementary	Fresno Unified	4.4	2.7	1.7	Increased	2	
41	Calwa Elementary	Fresno Unified	4.4	4.8	-0.5	Declined	3	
42	Easterby Elementary	Fresno Unified	4.4	2.8	1.6	Increased	2	
43	Malloch Elementary	Fresno Unified	4.4	2.0	2.4	Increased Significantly	1	
44	Norseman Elementary	Fresno Unified	4.5	2.6	1.9	Increased	2	
45	Miguel Hidalgo Elementary	Fresno Unified	4.6	2.6	2.0	Increased	2	
46	Figarden Elementary	Fresno Unified	4.7	4.1	0.6	Increased	2	
47	Jefferson Elementary	Fresno Unified	4.7	3.5	1.2	Increased	2	
48	Mollie S. Bakman Elementary	Fresno Unified	4.8	3.8	0.9	Increased	2	
49	Turner Elementary	Fresno Unified	4.9	2.5	2.4	Increased Significantly	1	
50	David L. Greenberg Elementary	Fresno Unified	5.0	4.9	0.2	Maintained	2	
51	Edison-Bethune Charter Academy	Fresno County	5.0	7.8	-2.8	Declined Significantly	3	Y
52	Del Mar Elementary	Fresno Unified	5.1	5.8	-0.7	Declined	3	
53	Muir Elementary	Fresno Unified	5.2	1.9	3.3	Increased Significantly	1	
54	Lincoln Elementary	Fresno Unified	5.3	5.4	0.0	Maintained	2	
55	Vinland Elementary	Fresno Unified	5.3	6.8	-1.5	Declined Significantly	3	
56	Slater Elementary	Fresno Unified	5.4	4.3	1.1	Increased	2	
57	Centennial Elementary	Fresno Unified	5.5	3.4	2.1	Increased Significantly	1	
58	Ericson Elementary	Fresno Unified	5.5	2.2	3.3	Increased Significantly	1	
59	Kepler Neighborhood	Fresno County	5.5	0.9	4.6	Increased Significantly	1	Y
60	Ayer Elementary	Fresno Unified	6.0	4.6	1.3	Increased	2	
61	Holland Elementary	Fresno Unified	6.2	9.1	-2.9	Declined Significantly	3	
62	Addams Elementary	Fresno Unified	6.4	3.6	2.8	Increased Significantly	1	
63	Webster Elementary	Fresno Unified	6.4	5.6	0.8	Increased	1	
64	Columbia Elementary	Fresno Unified	7.0	3.6	3.3	Increased Significantly	1	
65	Kratt Elementary	Fresno Unified	7.0	5.0	2.0	Increased	1	

66	Wilson Elementary	Fresno Unified	7.2	6.4	0.7	Increased	1	
67	Heaton Elementary	Fresno Unified	7.6	6.6	0.9	Increased	1	
68	Pyle Elementary	Fresno Unified	8.1	5.4	2.7	Increased Significantly	1	
69	Deborah A. Williams Elementary	Fresno Unified	8.7	7.2	1.6	Increased	1	
70	Wolters Elementary	Fresno Unified	10.9	5.3	5.6	Increased Significantly	1	
71	Hamilton Elementary	Fresno Unified	13.9	10.5	3.4	Increased Significantly	1	

Chronic Absenteeism Indicator - Student Group Five-by-Five Placement

[View District Placement](#)

Reporting Year: 2023 Select a Report: 5x5 Chronic Absenteeism Placement Report (Grades K-8)

[View Detailed Data](#)

LEVEL	INCREASED SIGNIFICANTLY <i>from Prior Year (by 3.1 p.pts or more)</i>	INCREASED <i>from Prior Year (by 0.5 p.pts to 3.0 p.pts)</i>	MAINTAINED <i>from Prior Year (declined or increased by 0.4 p.pts or fewer)</i>	DECLINED <i>from Prior Year (by 0.5 p.pts to 2.9 p.pts)</i>	DECLINED SIGNIFICANTLY <i>from Prior Year (by 3.0 p.pts or more)</i>
VERY LOW <i>2.5% or less in Current Year</i>	Yellow (None)	Green (None)	Blue (None)	Blue (None)	Blue (None)
LOW <i>2.6% to 5.0% in Current Year</i>	Orange (None)	Yellow (None)	Green (None)	Green (None)	Blue (None)
MEDIUM <i>5.1% to 10.0% in Current Year</i>	Orange (None)	Orange (None)	Yellow (None)	Green (None)	Green (None)
HIGH <i>10.1% to 20.0% in Current Year</i>	Red (None)	Orange (None)	Orange (None)	Yellow (None)	Yellow (None)
VERY HIGH <i>20.1% or greater in Current Year</i>	Red (None)	Red (None)	Red (None)	Orange <ul style="list-style-type: none"> English Learners Students with Disabilities African American 	Yellow <ul style="list-style-type: none"> All Students (School Placement) Socioeconomically Disadvantaged Hispanic

Note: Because the local control funding formula (LCFF) treats charter schools as districts, they are not displayed on their district's Placement report. (The only exception to this rule is when a district oversees only charter schools.)

Total Number of Student Groups in Each Performance Level

All Student Groups	Red	Orange	Yellow	Green	Blue
5	0	3	2	0	0

2023 (%) Chronic Absenteeism - Fresno Unified - Charter Comparison

	School	District	Current Year	Prior Year	Change	changelevel	color	Charter
1	Bullard Talent	Fresno Unified	15.2	24.5	-9.3	Declined Significantly	3	
2	Manchester Gate	Fresno Unified	15.8	22.5	-6.7	Declined Significantly	3	
3	Morris E. Dailey Charter Elementary	Fresno Unified	16.4	35.5	-19.2	Declined Significantly	3	Y
4	Sunset Elementary	Fresno Unified	19.7	42.0	-22.4	Declined Significantly	3	
5	Gibson Elementary	Fresno Unified	22.5	36.7	-14.2	Declined Significantly	3	
6	Eaton Elementary	Fresno Unified	23.1	43.4	-20.3	Declined Significantly	3	
7	Malloch Elementary	Fresno Unified	24.0	29.9	-5.9	Declined Significantly	3	
8	Mario G. Olmos Elementary	Fresno Unified	24.6	45.5	-20.9	Declined Significantly	3	
9	Aspen Meadow Public	Fresno Unified	25.0	52.0	-27.0	Declined Significantly	3	Y
10	Starr Elementary	Fresno Unified	25.6	40.3	-14.6	Declined Significantly	3	
11	Juan Felipe Herrera Elementary	Fresno Unified	26.3			0	0	
12	Ann B. Leavenworth	Fresno Unified	26.9	43.2	-16.3	Declined Significantly	3	
13	Edith B. Storey Elementary	Fresno Unified	27.5	39.0	-11.5	Declined Significantly	3	
14	Lincoln Elementary	Fresno Unified	27.6	48.1	-20.5	Declined Significantly	3	
15	McCardle Elementary	Fresno Unified	27.8	43.9	-16.2	Declined Significantly	3	
16	H. Roger Tatarian Elementary	Fresno Unified	28.3	32.8	-4.5	Declined Significantly	3	
17	Aynesworth Elementary	Fresno Unified	29.0	44.6	-15.7	Declined Significantly	3	
18	Ewing Elementary	Fresno Unified	29.6	44.4	-14.9	Declined Significantly	3	
19	Powers-Ginsburg Elementary	Fresno Unified	29.6	41.2	-11.6	Declined Significantly	3	
20	Mayfair Elementary	Fresno Unified	30.1	54.1	-24.0	Declined Significantly	3	
21	Akira Yokomi Elementary	Fresno Unified	30.7	44.4	-13.7	Declined Significantly	3	
22	Edison-Bethune Charter Academy	Fresno County	30.7	45.6	-14.9	Declined Significantly	3	Y
23	Jackson Elementary	Fresno Unified	31.0	57.7	-26.7	Declined Significantly	3	
24	Vang Pao Elementary	Fresno Unified	32.3	44.6	-12.3	Declined Significantly	3	
25	King Elementary	Fresno Unified	32.5	47.9	-15.4	Declined Significantly	3	
26	Kirk Elementary	Fresno Unified	32.5	61.4	-29.0	Declined Significantly	3	
27	Webster Elementary	Fresno Unified	32.9	51.4	-18.5	Declined Significantly	3	
28	Kratt Elementary	Fresno Unified	33.1	53.1	-20.0	Declined Significantly	3	
29	Norseman Elementary	Fresno Unified	33.3	53.8	-20.5	Declined Significantly	3	
30	Ezekiel Balderas Elementary	Fresno Unified	33.5	46.0	-12.5	Declined Significantly	3	
31	Mollie S. Bakman Elementary	Fresno Unified	33.5	57.3	-23.8	Declined Significantly	3	

32	Turner Elementary	Fresno Unified	33.9	53.6	-19.7	Declined Significantly	3	
33	Columbia Elementary	Fresno Unified	34.8	58.2	-23.5	Declined Significantly	3	
34	Hamilton Elementary	Fresno Unified	34.8	52.1	-17.3	Declined Significantly	3	
35	Ayer Elementary	Fresno Unified	35.0	52.3	-17.4	Declined Significantly	3	
36	Rowell Elementary	Fresno Unified	35.2	54.1	-18.9	Declined Significantly	3	
37	Lawless Elementary	Fresno Unified	35.5	46.1	-10.6	Declined Significantly	3	
38	Burroughs Elementary	Fresno Unified	35.6	49.4	-13.8	Declined Significantly	3	
39	Fremont Elementary	Fresno Unified	36.2	55.1	-18.9	Declined Significantly	3	
40	Winchell Elementary	Fresno Unified	36.5	55.2	-18.7	Declined Significantly	3	
41	Lane Elementary	Fresno Unified	36.6	58.3	-21.7	Declined Significantly	3	
42	Miguel Hidalgo Elementary	Fresno Unified	36.7	54.4	-17.7	Declined Significantly	3	
43	Roeding Elementary	Fresno Unified	37.0	54.8	-17.7	Declined Significantly	3	
44	Ericson Elementary	Fresno Unified	37.1	55.6	-18.5	Declined Significantly	3	
45	Wishon Elementary	Fresno Unified	37.3	48.0	-10.7	Declined Significantly	3	
46	Calwa Elementary	Fresno Unified	37.7	51.3	-13.5	Declined Significantly	3	
47	Robinson Elementary	Fresno Unified	38.0	56.3	-18.3	Declined Significantly	3	
48	Thomas Elementary	Fresno Unified	38.5	46.3	-7.8	Declined Significantly	3	
49	Easterby Elementary	Fresno Unified	38.6	51.8	-13.3	Declined Significantly	3	
50	Jefferson Elementary	Fresno Unified	39.0	52.3	-13.3	Declined Significantly	3	
51	David L. Greenberg Elementary	Fresno Unified	39.6	57.2	-17.6	Declined Significantly	3	
52	Birney Elementary	Fresno Unified	40.9	54.5	-13.6	Declined Significantly	3	
53	Centennial Elementary	Fresno Unified	41.0	53.9	-12.9	Declined Significantly	3	
54	Holland Elementary	Fresno Unified	41.0	56.7	-15.6	Declined Significantly	3	
55	Homan Elementary	Fresno Unified	41.8	65.5	-23.8	Declined Significantly	3	
56	Lowell Elementary	Fresno Unified	41.9	50.1	-8.3	Declined Significantly	3	
57	Kepler Neighborhood	Fresno County	42.1	55.7	-13.6	Declined Significantly	3	Y
58	Addams Elementary	Fresno Unified	42.2	64.8	-22.6	Declined Significantly	3	
59	Viking Elementary	Fresno Unified	42.3	49.9	-7.6	Declined Significantly	3	
60	Vinland Elementary	Fresno Unified	42.4	64.3	-21.9	Declined Significantly	3	
61	Wilson Elementary	Fresno Unified	43.9	67.8	-23.9	Declined Significantly	3	
62	Susan B. Anthony Elementary	Fresno Unified	44.6	63.3	-18.7	Declined Significantly	3	
63	Wolters Elementary	Fresno Unified	44.6	60.8	-16.2	Declined Significantly	3	
64	Figarden Elementary	Fresno Unified	44.7	53.6	-8.9	Declined Significantly	3	
65	Golden Charter Academy	Fresno Unified	45.7	37.6	8.1	Increased Significantly	1	Y

66	Del Mar Elementary	Fresno Unified	46.0	57.9	-11.8	Declined Significantly	3	
67	Slater Elementary	Fresno Unified	47.3	61.2	-13.9	Declined Significantly	3	
68	Pyle Elementary	Fresno Unified	47.4	62.4	-15.0	Declined Significantly	3	
69	Heaton Elementary	Fresno Unified	50.9	63.0	-12.2	Declined Significantly	3	
70	Muir Elementary	Fresno Unified	53.9	63.6	-9.7	Declined Significantly	3	
71	Deborah A. Williams Elementary	Fresno Unified	57.2	77.6	-20.4	Declined Significantly	3	

English Language Arts Indicator - Student Group Five-by-Five Placement

[View District Placement](#)

Reporting Year: 2023 Select a Report: 5x5 English Language Arts Placement Report (Grades 3-8 and 11)

[View Detailed Data](#)

LEVEL	DECLINED SIGNIFICANTLY <i>from Prior Year (by more than 15.1 points)</i>	DECLINED <i>from Prior Year (by 3.0 to 15.0 points)</i>	MAINTAINED <i>from Prior Year (declined or increased by less than 2.9 points or fewer)</i>	INCREASED <i>from Prior Year (by 3.0 to 14.9 points)</i>	INCREASED SIGNIFICANTLY <i>from Prior Year (by 15.0 points or more)</i>
VERY HIGH (HIGHEST STATUS) <i>+45.0 points or more Current Year</i>	Green (None)	Green (None)	Blue (None)	Blue (None)	Blue (None)
HIGH <i>+10.0 to +44.9 points in Current Year</i>	Green (None)	Green (None)	Green (None)	Green (None)	Blue (None)
MEDIUM <i>-5.0 to +9.9 points in Current Year</i>	Yellow (None)	Yellow (None)	Yellow (None)	Green (None)	Green (None)
LOW <i>-5.1 to -70.0 points in Current Year</i>	Orange (None)	Orange (None)	Orange <ul style="list-style-type: none"> All Students (School Placement) English Learners Socioeconomically Disadvantaged Hispanic 	Yellow (None)	Yellow (None)
VERY LOW (LOWEST STATUS) <i>-70.1 points or lower in Current Year</i>	Red (None)	Red <ul style="list-style-type: none"> African American 	Red (None)	Orange (None)	Orange (None)

Note: Because the local control funding formula (LCFF) treats charter schools as districts, they are not displayed on their district's Placement report. (The only exception to this rule is when a district oversees only charter schools.)

Viewing the district 5x5 tables by school type adds cut scores to the status and change labels, however, the district placement may not be held to the school type cut scores shown. District placement is kept on the 5x5 table for reference purposes only.

Total Number of Student Groups in Each Performance Level

All Student Groups	Red	Orange	Yellow	Green	Blue
4	1	3	0	0	0

2023 English Language Arts - Fresno Unified - Charter Comparison

	School	District	Current Year	Prior Year	Change	changelevel	color	Charter
1	Manchester Gate	Fresno Unified	66.0	71.9	-5.9	Decreased	4	
2	Malloch Elementary	Fresno Unified	7.5	12.2	-4.7	Decreased	3	
3	Morris E. Dailey Charter Elementary	Fresno Unified	6.0	28.6	-22.6	Decreased Significantly	3	Y
4	Edith B. Storey Elementary	Fresno Unified	0.9	-7.2	8.1	Increased	4	
5	Starr Elementary	Fresno Unified	-4.3	-13.4	9.0	Increased	4	
6	Bullard Talent	Fresno Unified	-4.4	10.0	-14.4	Decreased	3	
7	H. Roger Tatarian Elementary	Fresno Unified	-5.7	-1.4	-4.3	Decreased	2	
8	Gibson Elementary	Fresno Unified	-6.3	-15.8	9.5	Increased	3	
9	Jefferson Elementary	Fresno Unified	-12.3	-24.5	12.2	Increased	3	
10	Sunset Elementary	Fresno Unified	-13.3	-26.0	12.7	Increased	3	
11	Eaton Elementary	Fresno Unified	-16.0	-15.0	-1.0	Maintained	2	
12	Akira Yokomi Elementary	Fresno Unified	-18.7	-8.1	-10.6	Decreased	2	
13	Wishon Elementary	Fresno Unified	-30.8	-31.0	0.3	Maintained	2	
14	Kepler Neighborhood	Fresno County	-35.8	-60.9	25.2	Increased Significantly	3	Y
15	Robinson Elementary	Fresno Unified	-37.0	-32.8	-4.2	Decreased	2	
16	David L. Greenberg Elementary	Fresno Unified	-37.3	-50.2	12.8	Increased	3	
17	Easterby Elementary	Fresno Unified	-37.5	-48.3	10.7	Increased	3	
18	Vang Pao Elementary	Fresno Unified	-37.6	-36.6	-0.9	Maintained	2	
19	Ann B. Leavenworth	Fresno Unified	-38.2	-24.1	-14.1	Decreased	2	
20	Viking Elementary	Fresno Unified	-38.9	-35.5	-3.3	Decreased	2	
21	Lawless Elementary	Fresno Unified	-43.8	-41.2	-2.6	Maintained	2	
22	Hamilton Elementary	Fresno Unified	-45.4	-49.9	4.4	Increased	3	
23	Jackson Elementary	Fresno Unified	-45.5	-41.0	-4.5	Decreased	2	
24	Birney Elementary	Fresno Unified	-45.8	-50.9	5.1	Increased	3	
25	Powers-Ginsburg Elementary	Fresno Unified	-45.8	-53.0	7.2	Increased	3	
26	Ewing Elementary	Fresno Unified	-47.3	-49.6	2.3	Maintained	2	
27	Figarden Elementary	Fresno Unified	-48.8	-37.4	-11.4	Decreased	2	
28	Edison-Bethune Charter Academy	Fresno County	-50.0	-49.0	-1.0	Maintained	2	Y
29	Kratt Elementary	Fresno Unified	-51.0	-42.3	-8.8	Decreased	2	
30	Aspen Meadow Public	Fresno Unified	-51.5	-55.0	3.4	Increased	3	Y
31	Mollie S. Bakman Elementary	Fresno Unified	-53.3	-56.1	2.8	Maintained	2	
32	McCardle Elementary	Fresno Unified	-53.3	-35.4	-17.9	Decreased Significantly	2	

33	Ayer Elementary	Fresno Unified	-53.9	-79.4	25.5	Increased Significantly	3	
34	Juan Felipe Herrera Elementary	Fresno Unified	-55.6			0	0	
35	Winchell Elementary	Fresno Unified	-56.0	-61.6	5.6	Increased	3	
36	Centennial Elementary	Fresno Unified	-57.0	-59.8	2.8	Maintained	2	
37	Susan B. Anthony Elementary	Fresno Unified	-57.9	-66.4	8.4	Increased	3	
38	Mayfair Elementary	Fresno Unified	-58.0	-69.7	11.7	Increased	3	
39	Ezekiel Balderas Elementary	Fresno Unified	-58.4	-60.8	2.5	Maintained	2	
40	Mario G. Olmos Elementary	Fresno Unified	-59.7	-63.1	3.3	Increased	3	
41	Ericson Elementary	Fresno Unified	-59.7	-57.3	-2.4	Maintained	2	
42	Muir Elementary	Fresno Unified	-60.5	-73.0	12.5	Increased	3	
43	Burroughs Elementary	Fresno Unified	-61.2	-59.0	-2.1	Maintained	2	
44	Rowell Elementary	Fresno Unified	-62.6	-56.2	-6.3	Decreased	2	
45	Wolters Elementary	Fresno Unified	-63.6	-52.5	-11.1	Decreased	2	
46	Slater Elementary	Fresno Unified	-64.0	-54.4	-9.6	Decreased	2	
47	Vinland Elementary	Fresno Unified	-66.4	-64.7	-1.7	Maintained	2	
48	Webster Elementary	Fresno Unified	-66.6	-64.6	-2.0	Maintained	2	
49	Holland Elementary	Fresno Unified	-68.6	-62.2	-6.4	Decreased	2	
50	Norseman Elementary	Fresno Unified	-69.6	-64.7	-4.9	Decreased	2	
51	Del Mar Elementary	Fresno Unified	-69.8	-68.7	-1.0	Maintained	2	
52	Lincoln Elementary	Fresno Unified	-70.5	-63.9	-6.6	Decreased	1	
53	Homan Elementary	Fresno Unified	-71.5	-77.2	5.7	Increased	2	
54	Lane Elementary	Fresno Unified	-72.5	-64.3	-8.2	Decreased	1	
55	Roeding Elementary	Fresno Unified	-74.0	-58.8	-15.1	Decreased Significantly	1	
56	Lowell Elementary	Fresno Unified	-75.1	-71.2	-3.8	Decreased	1	
57	Aynesworth Elementary	Fresno Unified	-76.1	-72.3	-3.8	Decreased	1	
58	Wilson Elementary	Fresno Unified	-76.6	-73.0	-3.6	Decreased	1	
59	Fremont Elementary	Fresno Unified	-76.8	-78.5	1.7	Maintained	1	
60	Kirk Elementary	Fresno Unified	-78.6	-95.2	16.6	Increased Significantly	2	
61	Turner Elementary	Fresno Unified	-79.6	-78.6	-1.0	Maintained	1	
62	King Elementary	Fresno Unified	-81.0	-94.4	13.4	Increased	2	
63	Thomas Elementary	Fresno Unified	-82.4	-68.3	-14.1	Decreased	1	
64	Columbia Elementary	Fresno Unified	-84.7	-78.9	-5.9	Decreased	1	
65	Miguel Hidalgo Elementary	Fresno Unified	-86.8	-99.6	12.7	Increased	2	
66	Calwa Elementary	Fresno Unified	-86.9	-80.6	-6.3	Decreased	1	

67	Deborah A. Williams Elementary	Fresno Unified	-90.4	-73.2	-17.3	Decreased Significantly	1	
68	Pyle Elementary	Fresno Unified	-94.0	-84.4	-9.7	Decreased	1	
69	Addams Elementary	Fresno Unified	-94.8	-97.8	3.0	Increased	2	
70	Heaton Elementary	Fresno Unified	-108.0	-98.8	-9.2	Decreased	1	
71	Golden Charter Academy	Fresno Unified	-113.0	-115.0	2.0	Maintained	1	Y

English Learner Progress Indicator - Student Group Five-by-Five Placement

[View District Placement](#)

Reporting Year: Select a Report:

[View Detailed Data](#)

LEVEL	DECLINED SIGNIFICANTLY <i>from Prior Year (by 10.1 p.pts or more)</i>	DECLINED <i>from Prior Year (by 2.0 p.pts to 10.0 p.pts)</i>	MAINTAINED <i>from Prior Year (declined or increased by 1.9 p.pts or fewer)</i>	INCREASED <i>from Prior Year (by 2.0 p.pts to 9.9 p.pts)</i>	INCREASED SIGNIFICANTLY <i>from Prior Year (by 10.0 p.pts or more)</i>
VERY HIGH 65.0% or greater in Current Year	Yellow (None)	Green (None)	Blue (None)	Blue (None)	Blue (None)
HIGH 55.0% to 64.9% in Current Year	Orange (None)	Yellow (None)	Green English Learners	Green (None)	Blue (None)
MEDIUM 45.0% to less than 54.9% in Current Year	Orange (None)	Orange (None)	Yellow (None)	Green (None)	Green (None)
LOW 35.0% to 44.9% in Current Year	Red (None)	Orange (None)	Orange (None)	Yellow (None)	Yellow (None)
VERY LOW 34.9% or less in Current Year	Red (None)	Red (None)	Red (None)	Orange (None)	Yellow (None)

	School	District	Current Year	Prior Year	Change	changelevel	color	Charter
1	Manchester Gate	Fresno Unified	87.5	75.0	12.5	Increased Significantly	0	
2	Mario G. Olmos Elementary	Fresno Unified	76.9	55.8	21.1	Increased Significantly	5	
3	Ewing Elementary	Fresno Unified	73.9	56.1	17.8	Increased Significantly	5	
4	Lawless Elementary	Fresno Unified	72.3	53.1	19.3	Increased Significantly	5	
5	Eaton Elementary	Fresno Unified	68.4	50.0	18.4	Increased Significantly	0	
6	Vinland Elementary	Fresno Unified	66.0	37.8	28.3	Increased Significantly	5	
7	Jackson Elementary	Fresno Unified	63.6	51.0	12.7	Increased Significantly	5	
8	Ann B. Leavenworth	Fresno Unified	63.3	46.6	16.8	Increased Significantly	5	
9	Easterby Elementary	Fresno Unified	61.5	43.4	18.1	Increased Significantly	5	
10	Kepler Neighborhood	Fresno County	61.1	33.3	27.8	Increased Significantly	0	
11	Aynesworth Elementary	Fresno Unified	59.7	29.3	30.3	Increased Significantly	5	
12	Del Mar Elementary	Fresno Unified	59.4	41.0	18.4	Increased Significantly	5	
13	Mollie S. Bakman Elementary	Fresno Unified	59.0	55.4	3.6	Increased	4	Y
14	Bullard Talent	Fresno Unified	58.8	63.2	-4.3	Decreased	0	
15	Susan B. Anthony Elementary	Fresno Unified	58.6	41.3	17.2	Increased Significantly	5	
16	McCardle Elementary	Fresno Unified	58.5	48.8	9.8	Increased	4	
17	Malloch Elementary	Fresno Unified	58.3	46.7	11.7	Increased Significantly	0	
18	Edison-Bethune Charter Academy	Fresno County	58.2	59.0	-0.8	Maintained	4	Y
19	Wishon Elementary	Fresno Unified	58.0	39.3	18.7	Increased Significantly	5	
20	Figarden Elementary	Fresno Unified	57.9	30.0	27.9	Increased Significantly	0	
21	Wilson Elementary	Fresno Unified	57.9	17.6	40.3	Increased Significantly	5	
22	Lowell Elementary	Fresno Unified	57.8	53.3	4.5	Increased	4	
23	Burroughs Elementary	Fresno Unified	57.6	46.3	11.3	Increased Significantly	5	
24	Mayfair Elementary	Fresno Unified	56.7	38.1	18.6	Increased Significantly	5	
25	Norseman Elementary	Fresno Unified	55.8	56.9	-1.1	Maintained	4	
26	Vang Pao Elementary	Fresno Unified	54.8	51.9	2.9	Increased	4	Y
27	Viking Elementary	Fresno Unified	52.6	47.2	5.4	Increased	4	
28	Ericson Elementary	Fresno Unified	52.0	50.0	2.0	Increased	4	
29	King Elementary	Fresno Unified	50.8	44.6	6.1	Increased	4	
30	Deborah A. Williams Elementary	Fresno Unified	50.6	56.9	-6.3	Decreased	2	
31	Wolters Elementary	Fresno Unified	48.9	56.7	-7.8	Decreased	2	

32	Centennial Elementary	Fresno Unified	48.6	58.5	-9.9	Decreased	2
33	Muir Elementary	Fresno Unified	48.6	39.3	9.4	Increased	0
34	David L. Greenberg Elementary	Fresno Unified	48.5	43.2	5.4	Increased	4
35	Birney Elementary	Fresno Unified	48.4	53.4	-5.0	Decreased	2
36	Lane Elementary	Fresno Unified	47.9	50.3	-2.5	Decreased	2
37	Rowell Elementary	Fresno Unified	47.5	44.0	3.4	Increased	4
38	Slater Elementary	Fresno Unified	47.5	51.7	-4.3	Decreased	2
39	Lincoln Elementary	Fresno Unified	47.3	34.3	13.0	Increased Significantly	4
40	Calwa Elementary	Fresno Unified	46.6	36.4	10.2	Increased Significantly	4
41	Jefferson Elementary	Fresno Unified	46.4	49.6	-3.1	Decreased	2
42	Kirk Elementary	Fresno Unified	46.4	61.5	-15.2	Decreased Significantly	2
43	Sunset Elementary	Fresno Unified	46.2	66.1	-20.0	Decreased Significantly	2
44	Webster Elementary	Fresno Unified	45.2	57.6	-12.4	Decreased Significantly	2
45	Miguel Hidalgo Elementary	Fresno Unified	45.1	56.3	-11.2	Decreased Significantly	2
46	Edith B. Storey Elementary	Fresno Unified	45.0	50.8	-5.8	Decreased	2
47	Ezekiel Balderas Elementary	Fresno Unified	44.8	27.5	17.2	Increased Significantly	3
48	Holland Elementary	Fresno Unified	44.2	41.3	2.9	Increased	3
49	Robinson Elementary	Fresno Unified	43.9	64.3	-20.4	Decreased Significantly	0
50	Morris E. Dailey Charter	Fresno Unified	43.8	50.0	-6.3	Decreased	0
51	Aspen Meadow Public	Fresno Unified	43.1	36.2	7.0	Increased	3
52	Turner Elementary	Fresno Unified	42.9	58.3	-15.4	Decreased Significantly	1
53	Pyle Elementary	Fresno Unified	42.7	47.9	-5.3	Decreased	2
54	Winchell Elementary	Fresno Unified	42.7	48.6	-5.9	Decreased	2
55	Akira Yokomi Elementary	Fresno Unified	42.3	60.0	-17.7	Decreased Significantly	1
56	Homan Elementary	Fresno Unified	42.3	41.7	0.6	Maintained	2
57	Roeding Elementary	Fresno Unified	42.1	40.4	1.6	Maintained	2
58	Powers-Ginsburg Elementary	Fresno Unified	42.0	41.5	0.5	Maintained	2
59	Fremont Elementary	Fresno Unified	41.8	56.6	-14.8	Decreased Significantly	1
60	Heaton Elementary	Fresno Unified	37.5	43.5	-6.0	Decreased	2
61	Columbia Elementary	Fresno Unified	35.5	64.3	-28.8	Decreased Significantly	1
62	Ayer Elementary	Fresno Unified	35.4	44.0	-8.6	Decreased	2
63	Addams Elementary	Fresno Unified	33.6	24.5	9.1	Increased	2
64	Thomas Elementary	Fresno Unified	26.9	59.1	-32.2	Decreased Significantly	1
65	Hamilton Elementary	Fresno Unified	25.4	56.5	-31.1	Decreased Significantly	1

66	Kratt Elementary	Fresno Unified	14.3	68.0	-53.7	Decreased Significantly	0	
----	------------------	----------------	------	------	-------	-------------------------	---	--

Mathematics Indicator - Student Group Five-by-Five Placement

[View District Placement](#)

Reporting Year: 2023 Select a Report: 5x5 Mathematics Placement Report (Grades 3-8 and 11)

[View Detailed Data](#)

LEVEL	DECLINED SIGNIFICANTLY <i>from Prior Year (by 15.1 points or more)</i>	DECLINED <i>from Prior Year (by 3.0 to 15.0 points)</i>	MAINTAINED <i>from Prior Year (declined increased by 2.9 points or fewer)</i>	INCREASED <i>from Prior Year (by 3.0 to 14.9 points)</i>	INCREASED SIGNIFICANTLY <i>from Prior Year (by 15.0 points or more)</i>
VERY HIGH (HIGHEST STATUS) <i>+35.0 points or more in Current Year</i>	Green (None)	Green (None)	Blue (None)	Blue (None)	Blue (None)
HIGH <i>0.0 to +34.9 points in Current Year</i>	Green (None)	Green (None)	Green (None)	Green (None)	Blue (None)
MEDIUM <i>-0.1 to -25.0 points in Current Year</i>	Yellow (None)	Yellow (None)	Yellow (None)	Green (None)	Green (None)
LOW <i>-25.1 to -95.0 points in Current Year</i>	Orange (None)	Orange • English Learners	Orange (None)	Yellow • All Students (School Placement) • Socioeconomically Disadvantaged • Hispanic	Yellow • African American
VERY LOW (LOWEST STATUS) <i>-95.1 points or fewer in Current Year</i>	Red (None)	Red (None)	Red (None)	Orange (None)	Orange (None)

Note: Because the local control funding formula (LCFF) treats charter schools as districts, they are not displayed on their district's Placement report. (The only exception to this rule is when a district oversees only charter schools.)

Viewing the district 5x5 tables by school type adds cut scores to the status and change labels, however, the district placement may not be held to the school type cut scores shown. District placement is kept on the 5x5 table for reference purposes only.

Total Number of Student Groups in Each Performance Level

All Student Groups	Red	Orange	Yellow	Green	Blue
4	0	1	3	0	0

2023 Math - Fresno Unified - Charter Comparison

	School	District	Current Year	Prior Year	Change	changelevel	color	Charter
1	Manchester Gate	Fresno Unified	56.0	59.5	-3.4	Decreased	4	
2	Jefferson Elementary	Fresno Unified	-7.3	-46.6	39.4	Increased Significantly	4	
3	Starr Elementary	Fresno Unified	-9.7	-19.5	9.8	Increased	4	
4	H. Roger Tatarian Elementary	Fresno Unified	-11.6	-18.8	7.1	Increased	4	
5	Sunset Elementary	Fresno Unified	-15.0	-37.0	22.1	Increased Significantly	4	
6	Edith B. Storey Elementary	Fresno Unified	-15.8	-33.2	17.4	Increased Significantly	4	
7	Malloch Elementary	Fresno Unified	-16.9	-15.8	-1.1	Maintained	3	
8	Eaton Elementary	Fresno Unified	-19.2	-28.1	8.9	Increased	4	
9	Morris E. Dailey Charter Elementary	Fresno Unified	-21.7	-1.8	-19.9	Decreased Significantly	3	Y
10	Akira Yokomi Elementary	Fresno Unified	-23.8	-33.6	9.8	Increased	4	
11	Gibson Elementary	Fresno Unified	-24.2	-36.9	12.6	Increased	4	
12	Bullard Talent	Fresno Unified	-26.1	-29.0	2.8	Maintained	2	
13	Vang Pao Elementary	Fresno Unified	-29.3	-45.0	15.7	Increased Significantly	3	
14	Easterby Elementary	Fresno Unified	-45.2	-56.7	11.5	Increased	3	
15	Lincoln Elementary	Fresno Unified	-45.6	-54.4	8.9	Increased	3	
16	Ann B. Leavenworth	Fresno Unified	-47.9	-47.6	-0.2	Maintained	2	
17	Robinson Elementary	Fresno Unified	-48.3	-53.1	4.9	Increased	3	
18	Lawless Elementary	Fresno Unified	-48.5	-61.8	13.2	Increased	3	
19	David L. Greenberg Elementary	Fresno Unified	-48.8	-58.1	9.4	Increased	3	
20	Ewing Elementary	Fresno Unified	-49.7	-49.0	-0.7	Maintained	2	
21	Powers-Ginsburg Elementary	Fresno Unified	-50.2	-69.6	19.4	Increased Significantly	3	
22	Wishon Elementary	Fresno Unified	-51.6	-48.2	-3.4	Decreased	2	
23	Edison-Bethune Charter Academy	Fresno County	-52.0	-60.8	8.8	Increased	3	Y
24	Kratt Elementary	Fresno Unified	-52.3	-63.3	11.0	Increased	3	
25	Aspen Meadow Public	Fresno Unified	-57.6	-66.2	8.6	Increased	3	Y
26	Viking Elementary	Fresno Unified	-57.9	-57.7	-0.2	Maintained	2	
27	McCardle Elementary	Fresno Unified	-58.3	-39.4	-18.9	Decreased Significantly	2	
28	Figarden Elementary	Fresno Unified	-59.7	-55.3	-4.4	Decreased	2	
29	Jackson Elementary	Fresno Unified	-59.7	-59.3	-0.4	Maintained	2	
30	Birney Elementary	Fresno Unified	-61.8	-78.9	17.1	Increased Significantly	3	
31	Holland Elementary	Fresno Unified	-63.4	-80.5	17.1	Increased Significantly	3	
32	Mayfair Elementary	Fresno Unified	-65.2	-83.9	18.7	Increased Significantly	3	

33	Ezekiel Balderas Elementary	Fresno Unified	-65.6	-67.4	1.8	Maintained	2	
34	Burroughs Elementary	Fresno Unified	-65.8	-80.0	14.2	Increased	3	
35	Ayer Elementary	Fresno Unified	-65.9	-92.3	26.4	Increased Significantly	3	
36	Winchell Elementary	Fresno Unified	-66.3	-75.4	9.1	Increased	3	
37	Mollie S. Bakman Elementary	Fresno Unified	-67.0	-68.1	1.1	Maintained	2	
38	Juan Felipe Herrera Elementary	Fresno Unified	-68.2			0	0	
39	Wolters Elementary	Fresno Unified	-68.7	-75.0	6.2	Increased	3	
40	Susan B. Anthony Elementary	Fresno Unified	-70.0	-84.2	14.1	Increased	3	
41	Lane Elementary	Fresno Unified	-70.2	-84.9	14.6	Increased	3	
42	Rowell Elementary	Fresno Unified	-72.2	-72.6	0.4	Maintained	2	
43	Muir Elementary	Fresno Unified	-73.9	-83.7	9.8	Increased	3	
44	Norseman Elementary	Fresno Unified	-74.1	-72.0	-2.1	Maintained	2	
45	Ericson Elementary	Fresno Unified	-74.3	-75.7	1.3	Maintained	2	
46	Centennial Elementary	Fresno Unified	-74.8	-81.8	7.0	Increased	3	
47	Homan Elementary	Fresno Unified	-75.1	-86.8	11.7	Increased	3	
48	Fremont Elementary	Fresno Unified	-75.8	-88.5	12.7	Increased	3	
49	Slater Elementary	Fresno Unified	-76.3	-74.3	-2.0	Maintained	2	
50	Kirk Elementary	Fresno Unified	-76.4	-89.4	13.0	Increased	3	
51	King Elementary	Fresno Unified	-76.9	-98.7	21.8	Increased Significantly	3	
52	Webster Elementary	Fresno Unified	-78.4	-83.3	5.0	Increased	3	
53	Mario G. Olmos Elementary	Fresno Unified	-78.7	-90.6	11.9	Increased	3	
54	Calwa Elementary	Fresno Unified	-80.6	-100.0	19.4	Increased Significantly	3	
55	Turner Elementary	Fresno Unified	-81.4	-96.9	15.5	Increased Significantly	3	
56	Kepler Neighborhood	Fresno County	-82.3	-88.0	5.8	Increased	3	Y
57	Roeding Elementary	Fresno Unified	-84.7	-75.6	-9.1	Decreased	2	
58	Del Mar Elementary	Fresno Unified	-85.3	-87.8	2.5	Maintained	2	
59	Lowell Elementary	Fresno Unified	-85.6	-88.4	2.8	Maintained	2	
60	Vinland Elementary	Fresno Unified	-86.5	-82.1	-4.4	Decreased	2	
61	Thomas Elementary	Fresno Unified	-87.2	-95.8	8.7	Increased	3	
62	Hamilton Elementary	Fresno Unified	-88.0	-97.6	9.6	Increased	3	
63	Miguel Hidalgo Elementary	Fresno Unified	-89.1	-108.0	18.8	Increased Significantly	3	
64	Aynesworth Elementary	Fresno Unified	-90.7	-99.9	9.2	Increased	3	
65	Columbia Elementary	Fresno Unified	-91.3	-92.3	1.0	Maintained	2	
66	Deborah A. Williams Elementary	Fresno Unified	-94.0	-89.6	-4.4	Decreased	2	

67	Addams Elementary	Fresno Unified	-95.3	-99.7	4.4	Increased	2	
68	Wilson Elementary	Fresno Unified	-99.7	-95.5	-4.2	Decreased	1	
69	Pyle Elementary	Fresno Unified	-102.6	-104.3	1.7	Maintained	1	
70	Heaton Elementary	Fresno Unified	-105.8	-121.4	15.6	Increased Significantly	2	
71	Golden Charter Academy	Fresno Unified	-112.8	-103.1	-9.7	Decreased	1	Y