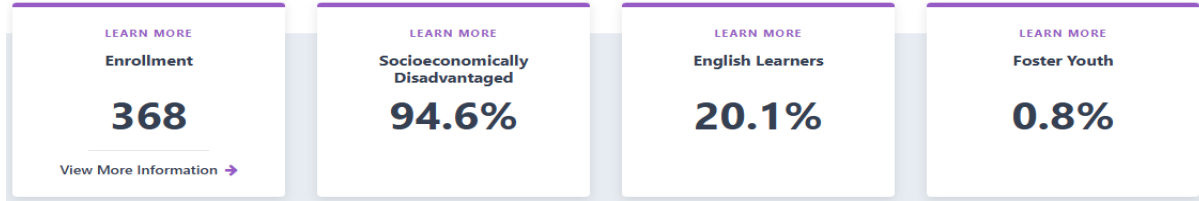


2026 - 2027 EBCA LCAP Summary

Student Population



School Demographics as of Census Day – 10/1/2025

Enrollment

School Demographics on Census Day

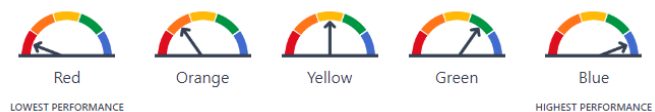
Student Group	Total	Percentage
English Learners	74	20.1%
Foster Youth	3	0.8%
Socioeconomically Disadvantaged	348	94.6%
Students with Disabilities	33	9%

Race/Ethnicity	Total	Percentage
African American	91	24.7%
Asian	17	4.6%
Hispanic	256	69.6%
Two or More Races	3	0.8%
White	1	0.3%

Reflections: 2025 Annual Performance

EBCA has determined its successes, challenges, and needs based on the 2025 California School Dashboard.

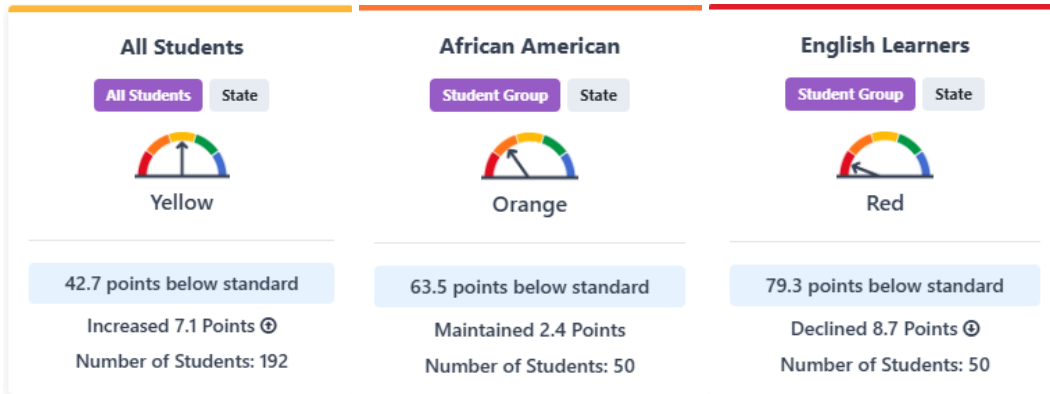
The California School Dashboard helps us see how well our school and students are doing and where improvement is needed.



ENGLISH LANGUAGE ARTS (ELA):

- EBCA increased its overall performance in ELA with an increase of 7.1 points, resulting in 42.7 points below standard.
- African American students showed notable improvement, increasing by 2.4 points, moving from yellow to orange status.

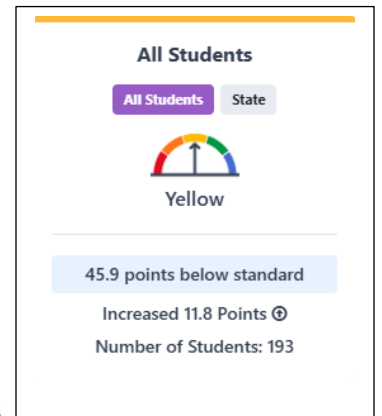
- English Learners declined by -8.7 points and continued in the red status, highlighting a critical need for instructional support.



Next Steps: Goal 1 will prioritize targeted small-group interventions, improved designated and integrated ELD, and language development across content areas to support multilingual learners.

MATH:

- EBCA increased its overall performance in math with an increase of 11.8 points, now 45.9 points below standard schoolwide.
- No subgroup is currently in red.
- All subgroups experienced growth and are in the Yellow status.
 - African American – Increased 8.9 Points
 - English Learners – Increased 6.4 Points
 - Hispanic – Increased 12.9 Points
 - Socioeconomically Disadvantaged – Increased 11.3 Points

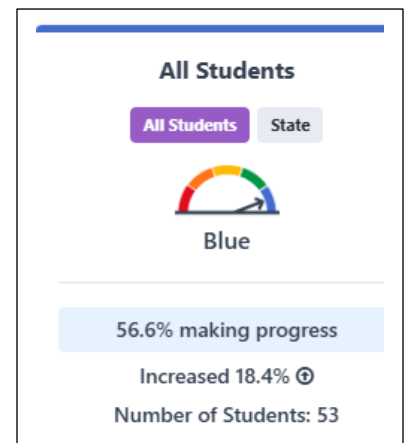


Next Steps: EBCA will continue to implement high-leverage math strategies schoolwide, including differentiated instruction, consistent formative assessments, and expanded tutoring or coaching support.

ENGLISH LANGUAGE PROFICIENCY:

56.6% of English Learners made progress toward English proficiency - a 18.4% increase from the previous year.

Next Steps: We will continue to implement improved ELD strategies, with attention to both integrated and designated instruction, aligned with Goal 1. We have also contracted with FCOE to provide Professional Development services for classroom strategies for English Language Learners.



SUSPENSION RATES:

- Suspension rates declined by 1.7%, with only 1.5% of students suspended at least once.
- This reduction suggests that positive behavior interventions and school climate supports are working.

Next Steps: EBCA will continue monitoring and refining disciplinary practices to maintain a safe and supportive environment.

CHRONIC ABSENTEEISM:

- Chronic absenteeism decreased by 8%, reflecting modest improvement.

Next Steps: Strategies in Goal 2 will continue to address engagement and attendance, especially for student groups with historically high absenteeism and those in the red groups indicated below.

Goal #1:

Maximize achievement for all students and all subgroups.

Action 1.1: Retain and Hire Staff		
EBCA will retain and hire teachers for all core and elective courses, in addition to providing substitute teachers. These staff will provide the academic support needed for our students to maximize their achievement.	<i>2026-27 Budget:</i> \$2,169,291	<i>2025-26 Est. Actuals:</i> \$2,092,080

Action 1.2: Supplemental Instructional Support		
EBCA will provide: <ul style="list-style-type: none">● Tutoring and academic support● Instructional Aides● Language support programs● Instructional Aides● Collaboration opportunities● Curriculum Instruction Director● This action will address the red (lowest performance level) indicators on the 2023 CA Dashboard:<ul style="list-style-type: none">○ LEA-wide: ELA: African American	<i>2026-27 Budget:</i> \$1,557,109	<i>2025-26 Est. Actuals:</i> \$1,620,041

Action 1.3: English Language Acquisition and Support		
EBCA will provide: <ul style="list-style-type: none">● Designated and Integrated ELD instruction● Professional development to teachers in EL instruction● Provide ELD supplemental resources and supports● Instructional Aides	<i>2026-27 Budget:</i> \$111,035	<i>2025-26 Est. Actuals:</i> \$174,357

Action 1.4: Standards Aligned Curriculum		
EBCA will provide: <ul style="list-style-type: none"> Standards-aligned and state-adopted curriculum Access to a broad course of study 	<i>2026-27 Budget:</i> \$26,563	<i>2025-26 Est. Actuals:</i> \$31,112

Action 1.5: Technology/Assessment Resources		
<ul style="list-style-type: none"> EBCA will purchase, update, and maintain technology resources in each classroom to provide digital instruction EBCA will purchase formative assessment systems to monitor student progress throughout the year. 	<i>2026-27 Budget:</i> \$192,159	<i>2025-26 Est. Actuals:</i> \$194,192

Action 1.6: Increased Instructional Time and Lower-Class Size		
Learning Recovery Emergency Block Grant Action: <ul style="list-style-type: none"> Investment in salaries to maintain lower class sizes and provide increased Instructional Time 	<i>2026-27 Budget:</i> \$89,304	<i>2025-26 Est. Actuals:</i> \$295,554

Goal #2:

All students at EBCA will have a safe and healthy environment to achieve social, emotional, and academic success by improving school attendance rates and overall school climate with strong parent engagement and community support that furthers the learning of all students.

Action 2.1: Parent Involvement Classes and Fingerprinting		
To support Parent Involvement, EBCA will provide the following: <ul style="list-style-type: none"> Parent-teacher conferences Educational and information parent classes/meetings Fingerprinting to volunteer on field trips and classroom-related activities 	<i>2026-27 Budget:</i> \$10,000	<i>2025-26 Est. Actuals:</i> \$9,633

Action 2.2: Parent and Community Communication		
EBCA will provide multiple avenues to share important information with our parents and community by utilizing school-to-home communication platforms, including: <ul style="list-style-type: none"> ● Parent/Student Handbooks ● Monthly Newsletters ● School Climate Surveys ● Parent Square 	<i>2026-27 Budget:</i> \$5,000	<i>2025-26 Est. Actuals:</i> \$517

Action 2.3: Attendance Support		
EBCA will reduce chronic absenteeism and increase attendance rates by: <ul style="list-style-type: none"> ● Maintaining salaries and benefits for attendance support staff ● Attendance incentives 	<i>2026-27 Budget:</i> \$238,686	<i>2025-26 Est. Actuals:</i> \$252,723

Action 2.4: School Safety and Climate		
EBCA will promote a sense of safety in school and improve school climate by: <ul style="list-style-type: none"> ● Continuing to employ Noon Time Assistant Supervision staff ● Maintaining salaries and benefits for a School Counselor and Licensed Vocational Nurse ● Implementing Positive Behavior strategies ● Making improvements to the campus 	<i>2026-27 Budget:</i> \$277,470	<i>2025-26 Est. Actuals:</i> \$284,318

Action 2.5: Engaging and Educational School Activities		
EBCA will offer school activities for students to participate in, resulting in increased attendance, reduced chronic absenteeism, improved behavior, and promoting a sense of safety and school connectedness	<i>2026-27 Budget:</i> \$871,986	<i>2025-26 Est. Actuals:</i> \$868,057

Action 2.6: Transportation		
EBCA will provide daily bus transportation to the community surrounding EBCA by contracting with Southwest Transportation.	<i>2026-27 Budget:</i> \$45,506	<i>2025-26 Est. Actuals:</i> \$44,614

Action 2.7: Facilities and Operational Expense

EBCA strives to provide all students and staff with safe and clean school facility sites and adhere to all state and local guidelines. Annually, the Facility Inspection Tool (FIT) report will be completed and address issues/findings in a timely manner. FIT results are reported annually in the SARC and LCAP.

*2026-27
Budget:*
\$1,420,607

*2025-26 Est.
Actuals:*
\$1,529,887